





SomnoMed Oral Device Selection Tool



| Patient Type | Device Designed To: | SOMNODENT SIGNATURE LINE | | | |
|---|---|---|---|--|--|
| | |  AVANT |  HERBST ADVANCE ELITE |  FUSION |  FLEX |
| Open and closing mouth is a priority for the patient | Allow mouth to open/close more freely without metal hinges | | | ● | ● |
| Larger Tongue | Increase tongue space for patient | | ● | | |
| Smaller Mouth | Shorter adjustment arms for compatibility / Fusion is slimmer with less bulk due to prefabricated wings | ● | ● | ● | |
| Mouth Breathers | Option of anterior opening for capability of mouth breathing while device is worn | ● | ● | ● | ● |
| Extreme vertical opening / Patient with large vertical | Allow optional retention (ER) Hooks | | ● | ● | ● |
| Requires elastics to promote mouth closure | Made with (ER) Hooks | ● | | | |
| Requires Nickel Free Device | Made without Nickel | ● | | | ● |
| Transportation patient / Positional Therapy Patient | DentiTrac not only allows for compliance tracking, but sleep position as well | | | ● | ● |
| Patients Healthcare Coverage - Check your insurances policy for details of device requirements/specications | | | | | |
| High Deductible/ Low Insurance Coverage | | | ● | | |
| Medicare Patient / PDAC Approved | | | ● | | |

Disclaimer: This content is provided for information purposes only and not meant to be a substitute for the dentist or physician's professional judgement in treating patients with sleep apnea. Patients should always consult with a health care professional for medical advice or information about diagnosis and treatment.
 Copyright©2021 SomnoMed Inc. Device Selection Tool 903507 Rev A